

A Quarterly Review of Social Reports and Research on Social Indicators, Social Trends, and the Quality-of-Life.
News Included of Working Group 6 on Social Indicators and Social Reporting of the International Sociological Association.
Newsletter of the International Society for Quality-of-Life Studies

EDUCATION, WORK AND WELFARE IN AUSTRALIA,

WITH COMPARISONS TO OTHER SOCIETIES

This book commences what the authors say will be a series analyzing Australian economy and society. This first volume focuses on education, work, and welfare in Australia over the last three decades of the 20th century. The volume is organized around three themes. The first is *social differences*. This theme addresses how Australians are alike and how they differ. What experiences are common across age, gender, social class, ethnic origins and the like? What range of orientations and experiences is there across these social and demographic characteristics? To what degree do these characteristics lead others to treat us differently? To what degree do they lead us to value or prefer different things? The second theme is *changes over time*. The authors note that the postwar period has seen two major eras in Australia. The first lasted through the 1970 and was characterized by a tendency towards uniformity and standardization and a long economic boom. The economy was sheltered from international competition, with attendant secure jobs, government wage-setting, and the attendant "invisible welfare" defined by the setting of relatively high pay for ordinary jobs and relatively low pay for highly skilled work. This led to an acclaimed culture of "mateship"—a collegial relationship among equals. During the past two decades, however, Australia, like many other developed societies, "globalized." Tariff barriers tumbled, leading to lower prices for consumers, and forcing uncompetitive Australian industries to reform, transform, or die. The economy has seen the growth of knowledge industries and for Australia's traditional agricultural and mineral exports. And the labor market has been deregulated. All this recently has raised concerns that differen-

tiation and growing inequalities have gone too far, leading to increasing social conflicts. The third theme is *international comparisons*. The book draws on sample survey data and national statistics to compare Australia to other societies, especially English-speaking societies. Questions raised include: What is unique to Australia? What is common to English-speaking societies? To long-established democracies? To corporatist, consensus-seeking societies? To many societies?

Data and analyses are presented on six topics: education, employment, industrial relations, political economy, health and welfare, and retirement. I will briefly review some of the questions addressed and present some of the graphic and tabular materials and associated interpretations given in the text.

M. D. R. Evans and Jonathan Kelley, 2002. *Australian Economy and Society 2001: Education, Work and Welfare*. Leichardt, NSW, Australia: The Federation Press. (Address: 71 John St, Leichardt, NSW, 2038, Australia. Tel: +(02)95522200, Fax: +(02)95521681. E-mail: infor@federationpress.com.au Website: <http://www.federationpress.com.au>)

Education

Some of the major questions addressed in the section of the book on education are the following: Is education a waste of time? Why are educational levels rising? Do parents' literary or cultural tastes matter for their children's education? Do students in private schools do better than students in government schools? Does mothers' employment matter to their children's education? What do Australians think of their universities? The volume contains many interesting statistical

tables and graphics and summarized results of more sophisticated statistical analyses addressing these and related questions.

The chapters on education also contain a number of cross-national comparative time series on schooling-related topics. The figure reproduced nearby shows the trends in the percent completing secondary (high school) and tertiary (college/university) education levels by birth cohort for Australia, Canada, and the USA. It can be seen that Australia is comparable to Canada, but behind the USA, in the percent completing tertiary education and substantially lags Canada and the USA in the percent completing secondary education even in the more recent birth cohorts. The second figure reproduced exhibits trends over time in gender representation in tertiary education. This figure shows that, since the mid-1980s, Australia has joined Canada and the USA in a greater representation of females than males in institutions

(Continued on next page.)

In this Issue...

SOCIAL REPORTS AND TRENDS:

Education, Work and Welfare in Australia, With Comparisons to Other Societies . 1-6

REPORTS:

Now Released: The Second Edition of the *Cambridge Dictionary of Statistics* 11

Report on ISQOLS Activities 8-10

Report on the 2002 International Sociological Association Working Group 6 on Social Indicators and Social Reporting Meetings in Australia 6

BREIF REPORTS & ANNOUNCEMENTS:

The 2003 ISQOLS Conference and Web Page 7-8

The International Society for Quality-of-Life Studies 12

SINET World Wide Web Homepage 12

SINET News is successor to:

Social Indicators Newsletter (Social Science Research Council), Social Indicators (American Institute for Research)

SINET

Social Indicators Network News

EDITOR EMERITUS:

Abbott L. Ferriss,
Atlanta, GA

COORDINATING EDITOR/PUBLISHER:

Kenneth C. Land,
Duke University, Durham, NC

MANAGING EDITOR:

Rob Marks,
Duke University, Durham, NC

CORRESPONDING EDITORS:

Children, Youth and Education:

Donald J. Hernandez
Bureau of the Census,
Washington, DC

Health and Aging:

Linda K. George and
Deborah T. Gold,
Duke University, Durham, NC

General Social and Cultural Trends:

James A. Davis,
National Opinion Research Center,
Chicago, IL

John P. Robinson,
University of Maryland,
College Park, MD

Marketing/Quality of Life Research:

M. Joseph Sirgy,
Virginia Polytechnic Institute
& State University

Social Forecasting/Futurology

Joseph Coates,
Coates and Jarratt, Inc.
Washington, DC

Subjective Well-Being and the Quality of Life:

Ed Diener,
University of Illinois
at Urbana-Champaign

International Correspondents:

Asia and the Pacific:
Mahar Mangahas, Philippines,
Social Weather Stations,
Quezon City, The Philippines

Dudley L. Poston
Texas A&M University,
College Station, TX

Europe:

Maria Ciechocinska,
University of Agriculture & Educa-
tion, Zytini, Poland

Lief Gouiedo
Stockholm, Sweden

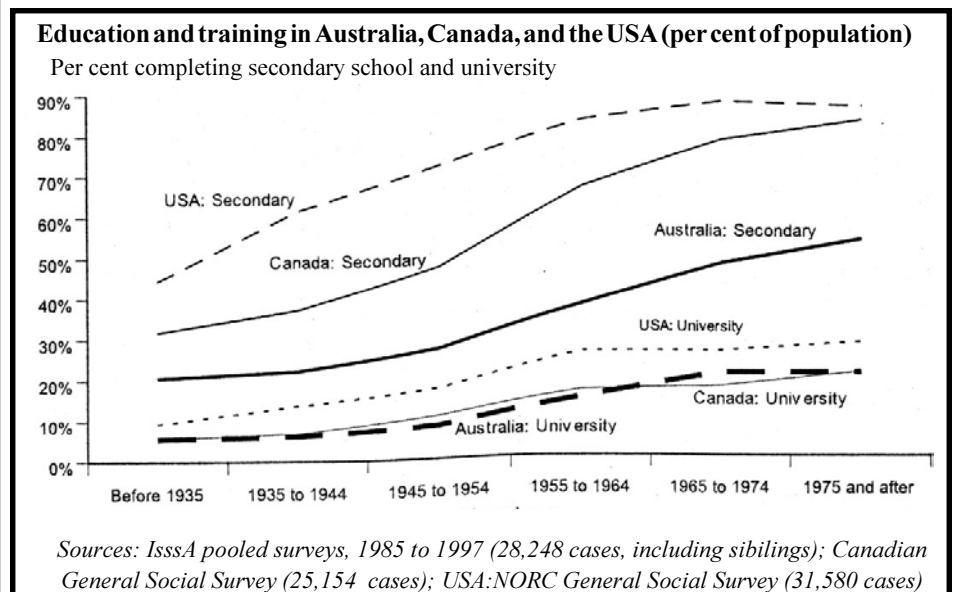
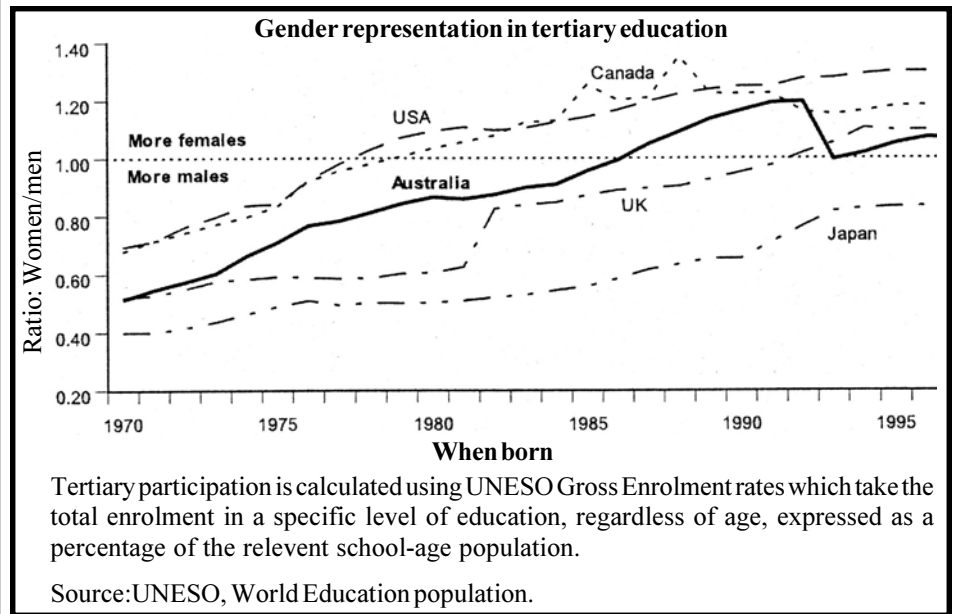
Wolfgang Glatzer
Frankfurt, Germany

Zsolt Speder
Budapest, Hungary

(Continued from previous page.)

of higher education. Japan, a developed society with more traditional gender roles, continues to have a larger share of male than female students in colleges/universities.

Figure 6.1 reproduced nearby shows the trend by birth cohort in enrollment in private schools in Australia – which begins to turn up with those born in 1950-59 and sharply increases for the 1960-69 and 1970-79 cohorts. Figure 6.2, which shows the gain in years of education completed (0.9 years) due to non-Catholic private schooling after adjusting (by regression models) for the benefits of family background and other advantages of private school students (another 0.9 years), might provide an explanation. Evidently, Australian parents, in addition to valuing private schooling on other grounds, have listened to the empirical findings of social sciences studies regarding



the positive outcomes of private versus public schooling that have appeared over the past few decades. And, in the pursuit of passing socioeconomic status advantages on to their children, they are willing to pay for private schooling in Australia in increasing numbers.

Employment, Industrial Relations, and Political Economy

These sections of the book address the following and related questions: How has the work Australians do changed over recent decades? How much is job security worth to employees? Which jobs are lost and with what consequences when firms downsize? Is joint bargaining between unions, employers, and government the best way to set

(Continued on next page.)

(Continued from previous page.)

Figure 6.1 Enrolment in private schools in Australia

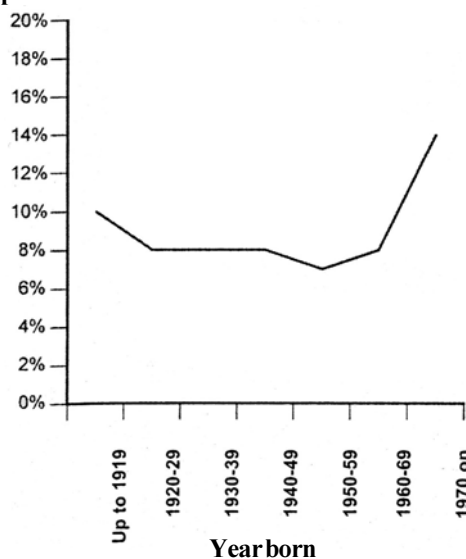
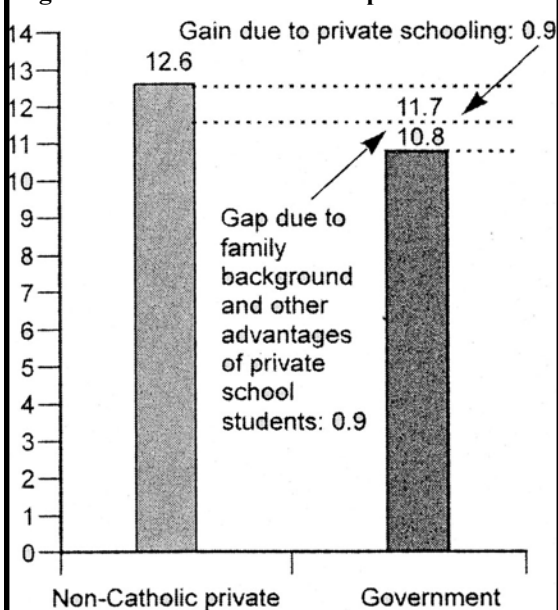


Figure 6.2 Education: Years completed



19,830 for government schools. Respondents who attend Catholic schools (n=4,650) are omitted. Regression estimates from Table 1, Panel A.

wages and economic policy? What do Australians think of trade unions? Does unemployment lead to social conflict? Is Australia a middle class world? Why is there so little social conflict? Do Australians prefer equal opportunities or equal outcomes? Does marketization change people's attitude to income inequality? Are trade tariff barriers to protect Australian industry popular? What do Australians think of genetically engineered food?

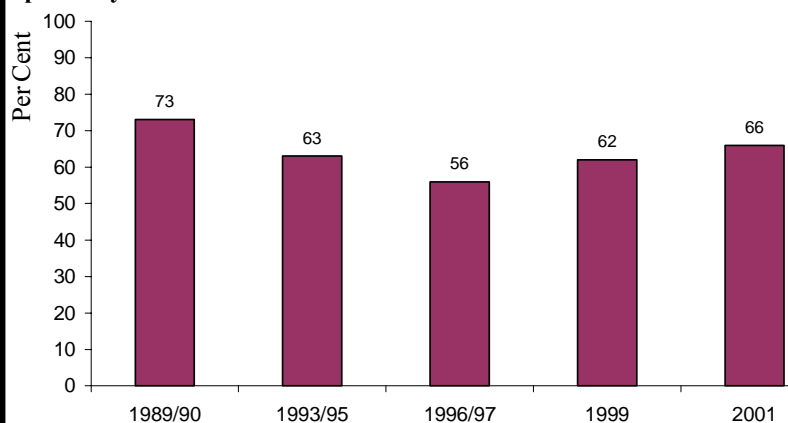
Space limitations preclude even a cursory review of the many tables, graphs, and analyses brought to bear on these questions in the book. A couple of tidbits must suffice. One of the big changes in the nature of work in Australia, associated with the shift in eras

noted above, has been towards lower levels of job security. Figure 11.1 reproduced nearby shows the percent of sample respondents indicating their jobs either definitely or probably are secure. This percent declined from the 1980s to low levels in the mid-1990s and then increased a bit in the late-1990s. Presumably, the economic slowdown of the early-2000s again has led to decreased job security in Australia. The authors estimate that the decline in job security from the 1980s to its low point in the mid-1990s is equivalent to about a 13 percent drop in income. In other words, it would take an increase in pay of 10 to 15 percent in the less secure jobs Australians held in the mid-1990s to make them as rewarding as the more secure jobs Australians held in the late-1980s. Given the economic slowdown of the early-2000s, this number probably is on the same order of magnitude today.

A large majority of Australians in the mid-1980s viewed trade unions as having too much or far too much power. But, as the nature of the Australian economy has shifted over the past two decades, this view has declined to less than 50 percent of sample survey respondents; see Figure 14.1 reproduced on Pg. 3. Combined with other analyses in this chapter of the book, this leads the authors to conclude that Australians today take centrist or mildly negative attitudes towards trade unions. The most common recent perception of trade unions' contribution to the general good has shifted from mildly negative to mildly positive. These shifts brought Australians' beliefs in 2001 more into line with those of other industrialized nations in the early 1990s; see

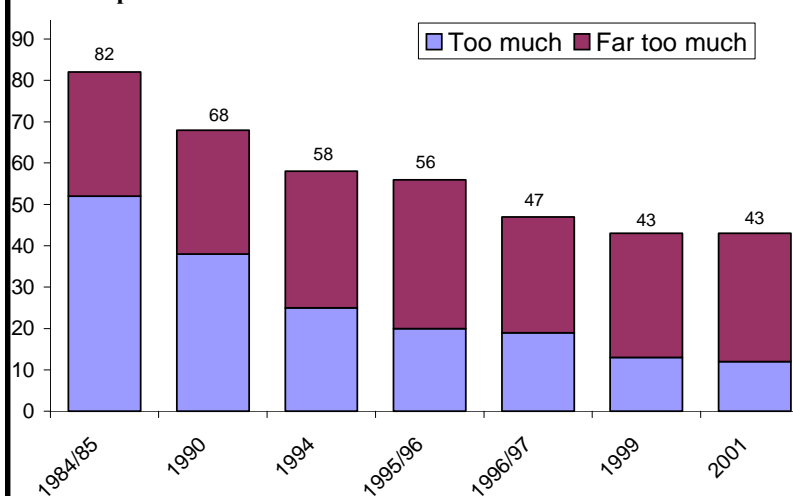
(Continued on next page.)

Figure 11.1 Declining job security in Australia. Per cent definitely or probably secure.



Source: Pooled IcssA surveys, 1989 to 2001.

Figure 14.1 Do trade unions have too much power? Australian public opinion, 1984-1999. Per cent saying "too much power" or "far too much power"



Source: International Social Science Survey/Australia, various years

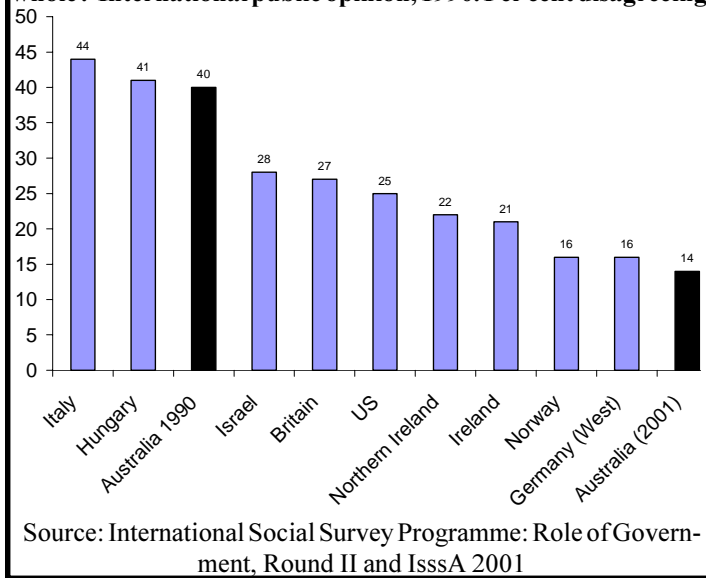
(Continued from previous page.)

Figure 14.4.

The figure reproduced nearby shows trends over the past four decades in unemployment rates in four countries (Australia, Germany, Japan, the USA, and Canada). This chart shows that Australia's unemployment rate remains higher than may be desirable, but not unusually high by international standards. The chapter on conflict between the unemployed and workers concludes that Australians' perceptions of conflict between the unemployed and people with jobs is about in the middle of 20 nations compared, a level of intensity characteristics of the Anglo-Celtic countries (Australia, Britain, Canada, New Zealand, and the USA) with Americans on the high end of this group.



Figure 14.4 Do Trade unions do a good job for the country as whole? International public opinion, 1990. Per cent disagreeing



Conflict over unemployment is less intense to the populace of the Germanic countries (West Germany, Austria, and Switzerland) and the ex-Communist countries (Poland, Hungary, ex-East Germany, the Czech Republic, Slovenia, Bulgaria, and Russia). The Nordic countries (Norway and Sweden) perceive much less conflict. The chapter concludes that these differences are not due to the social composition or economic situation of these countries, but to something else, possibly culture or institutional arrangements. There also are social differences among individuals, with men perceiving substantially more conflict than women, the highly educated perceiving moderately less conflict than early school leavers, and the old perceiving a little less conflict than the young. Within countries, the economic situation matters, with prosperity substantially increasing the intensity of the conflict. Thus, growing prosperity will not cure this conflict, although rising educational attainments reduce it. The chapter ends by posing the questions: Why does economic growth promote conflict? And is this conflict pernicious or creative?

How about perceived social class position and class conflict? Figure 16.1 shows the percentage distribution of subjective class location identified by sample survey respondents in 21 developed nations studied in the chapter on class and class conflict in the book, with the survey instrument allowing for identification with one of 10 class positions arrayed from top (the highest class position) to the bottom (the lowest class position). The figure shows 62 percent of respondents identifying with the middle four class positions. Cross-national differences in this subjective class distribution are small. Moreover, the predominance of middle-class self-images holds at all levels of the

objective stratification hierarchy. Rich and poor, well-educated and poorly education, high status and low status, all see themselves as near the middle of the class system and only rarely at the top or bottom.

The chapter explains these empirical findings in terms of a mixture of materialist forces and reference-group forces. The latter forces mediate the impact of socioeconomic (educational, occupational, and income) forces: people draw their images of class, particularly the less visible aspects of class, from their experiences among family, friends, and co-workers. These groups tend to be relatively homogeneous in social status, so people see themselves in the middle of the hierarchy. And peer groups tend to be relatively harmonious, so people project from that to perceive consensus rather than conflict between classes. The chapter concludes that these results help to explain why left-wing parties have not ruled supreme in Western democracies throughout the past century when the poor far outnumbered the rich and blue-collar workers outnumbered white-collar workers, owners, managers, and small-business owners. Reference-group and peer dynamics lead most people to see themselves as middle class, regardless of their objective circumstances, and they also lead most people to see little class conflict. These views are not conducive to unwavering support for left-wing politics. But, at the same time, these same processes help to explain why the numerical decline of the working class has not led to an inevitable decline of left-wing parties: most of the sources of support of these parties comes not from class but from ideology, religion, and new issues brought into the political arena by the parties' conscious manipulation of their appeals.

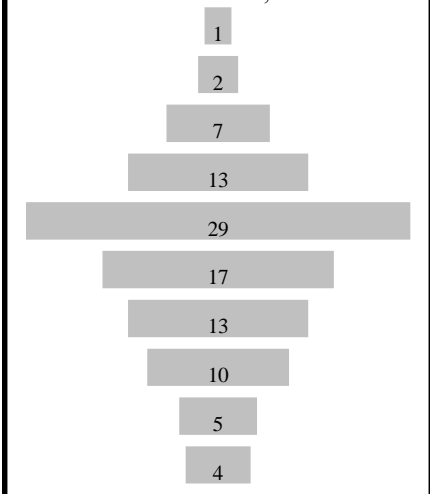
Health, Welfare, and Retirement

The chapters in these sections of the book address the following and related questions: Who is to blame for risky lifestyles and who is to pay? Who is starting to smoke and who is quitting? Is having a pet good for your health? How much does it cost to raise children? Why do people retire at such an early age? What form of provision for retirement income of the elderly do people think right? Here are some illustrations of the many analyses in these chapters.

The Australian public places a great deal of responsibility for their medical conditions on those choosing risky lifestyles. Table 21.3 shows the distributions of sample respondents to questions about "blame" for smokers who get lung cancer, big eaters who get heart attacks, and heavy drinkers who get liver disease. The average "blame scores" in the table are highest

(Continued on next page.)

Figure 16.1 Subject class location in 21 nations. Percents. N=49,023. Mean=47



(Continued from previous page.)

for smokers and drinkers: 77 points for “smokers who get lung cancer”, 75 points for “heavy drinkers who get liver disease”, and 67 points for “big eaters who get heart attacks”. In brief, many Australians appear to believe that these are well-known lifestyle-related diseases and people who experience them are responsible for their own fate. On the other hand, the attribution of personal responsibility does not mean that Australians lack sympathy for those suffering from lifestyle-related diseases. The authors report that only 10 percent of the populace say they definitely do not have sympathy for smokers who get lung cancer, 6 percent for big eaters who get heart attacks, and 11 percent for heavy drinkers who get liver disease.

These blame and sympathy distributions have implications for responses to sample survey questions about who should pay for the health care of those afflicted with these diseases. The distributions are shown in Table 21.5. Of the three illnesses, the mean score (47) for big eaters who get heart attacks is near the 50-50 split on the distribution of health costs between the government and the afflicted individuals, with the mean scores for lung cancer (43) and liver disease (43) tilted more towards individual responsibility for the costs.

How do Australians feel about retirement and the financing of pensions for retirees? Figure 25.2 shows the percent of men and women still in the labor force at various middle and older ages. Other analyses in this chapter of the book find that Australian men participate in the labor force at higher levels and work longer hours in late-middle-and-older-ages than their peers in many developed countries.

The authors point out that if people saved to support themselves and their medical costs in retirement, then working or retiring would be largely a matter of taste. But, in fact, the receipt of publicly-funded pensions is very widespread among Australians age 65 and over, “disability pensions” facilitate pre-65 exit from the labor force, and no savings for medical care are required. As in other developed societies, these subsidies represent a massive redistribution from tax-paying young families who are at the stage of maximum income needs, rearing children and paying off homes, to an increasingly large leisured group of people in middle and older ages. The authors point out that this situation has crept up on Australia as an unintended consequence of policies originally designed to

Table 21.3 Are individuals responsible for diseases related to risky conventional life-styles? Percentage distributions, means, and factor loadings. (Percentages read down)

Would you say that they only have themselves to blame... g. What about smokers who get lung cancer-only themselves to blame? h. Big eaters who get heart attacks? i. Heavy drinkers who get liver disease (cirrhosis)

	Lung cancer	Heart attack	Liver disease
Definitely not [0 points]	2	2	1
Probably not [25 points]	6	11	5
Neutral, mixed [50 points]	12	26	13
Probably yes [75 points]	45	43	52
Definitely yes [100 points]	36	19	28
Total=100%	100%	100%	100%
Average [points out of 100]	77	67	75
Factor loading	.79	.82	.90
Number of valid cases	2,099	2,100	2,101

Table 21.5 Ideals about financial responsibility for diseases related to risky conventional lifestyles? Percentage distributions, means, and factor loadings. (Percentages read down)

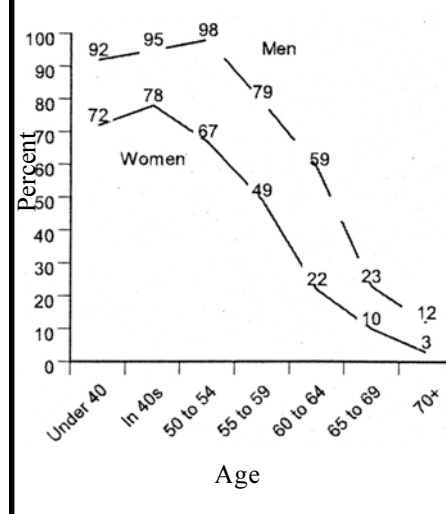
And who should pay for their medical treatment-How much should they pay, and how much should the government and taxpayers pay...g. What about smokers who get lung cancer? h. Big eaters who get heart attacks? i. Heavy drinkers who get liver disease

	Lung cancer	Heart attack	Liver disease
They should pay all of it themselves [0 points]	15	10	15
They should pay for most of it [25 points]	30	25	32
They should pay half, and the government pay half [50 points]	30	37	30
The government should pay for most of it [75 points]	20	23	19
The government should pay all of it [100 points]	5	5	5
Total=100%	100%	100%	100%
Mean [points out of 100]	43	47	42
Factor loading	.93	.90	.95
Number of valid cases	2,089	2,089	2,086

provide a (brief) dignified exit into retirement.

The final chapter of the book examines public attitudes towards “superannuation”, that is, attempts to shift the financing of post-retirement income away from general-tax-revenue-supported pensions toward a return of savings and contributions made earlier in their career by the person receiving the benefits. The analyses show that superannuation is not yet a popular savings vehicle in Australia and that some structural modifications in superannuation schemes may be required.

Figure 25.2 Percent in labour force



(Continued on next page.)

(Continued from previous page.)

Concluding Comments

This volume represents high quality social science-based social indicators analysis and social reporting, albeit without much explicit recognition of this connection. It is much more than a chart book, as it contains the results of many statistical analyses of the survey data reported. And the authors draw upon a larger store of social science theories, concepts, and analyses. The result is a fascinating study of the social fabric of Australian society and how it has changed in recent decades – with many analyses made in comparison to other developed societies. Reading and studying the many analyses in this volume could benefit the citizens of Australia as well as their political representatives and policy makers. Indeed, the same can be said of similar categories of people in many of the other countries compared in the volume, especially the English-speaking countries, who can contemplate how and why their societies are similar to, or differ from, Australia.

The authors are associated with the Melbourne Institute of Applied Economic and Social Research at the University of Melbourne, where Mariah Evans is a Senior Research Fellow and Jonathan Kelley is a Professorial Associate. In addition, Kelley is the Director of the International Survey Program of the Research School of Social Sciences at the Australian National University. Many of the chapters in the volume are co-authored with other social scientists, some of whom are well-known in the social indicators/social reporting community: Peter Dawkins, Bruce Headey, Ben Jensen, Peter Krause, Craig Littler, Joanna Sikora, Maria Rebecca Valenzuela, Elizabeth Webster, and Krzysztof Zagorski.

Evans and Kelley are well-established as participants in the International Social Survey Program, which coordinates the content and analyses of periodic national sample surveys in more than 20 countries. They need to make an effort, however, to bring their many datasets and analyses more fully into contact with the social indicators/social reporting and quality-of-life research communities – through more extensive participation both with Working Group 6 (WG6) on Social Indicators and Social Reporting of the International Sociological Association as well as with the International Society for Quality of Life Studies (ISQOL) and its Australian

branch, the Australian Society for Quality of Life Studies (OzQol). Stronger and more sustained interactions with these groups would be mutually beneficial to the authors and members of the societies. For instance, virtually no mention is made in the present volume of the happiness and life satisfaction data in many of the national surveys in the International Survey Program. Yet, among those social scientists associated with WG6, ISQOL, and OzQol, these data have become a central focus for organizing many indicators of social conditions and their impact on the quality of life of members of particular societies. This may sound a bit preachy, but I think I have some perspective from which to preach – Mariah Evans worked with me when she was a graduate student in the 1970s and I have known Jonathan Kelley since we started our academic careers at Columbia University in the early-1970s. Mariah and Jonathan, there is a growing audience for your work that can benefit from, and appreciate, your work, and from which you can learn as well. Your participation is encouraged.

~ Kenneth C. Land

REPORT ON THE 2002 INTERNATIONAL SOCIOLOGICAL ASSOCIATION WORKING GROUP 6 ON SOCIAL INDICATORS AND SOCIAL REPORTING MEETINGS IN AUSTRALIA

Working Group 6 on Social Indicators and Social Reporting of the International Sociological Association met in Brisbane, Australia at the World Congress of the ISA in July 7th-13th, 2002. The result of elections to the Executive Board WG6 for 2002-2006 were reported in the May-August 2002 issue of *SINET*. In addition, there were three sessions of the WG-6, with different topics: it was shown how the survey-measurement of well-being is being conducted world-wide (contribu-

tions by R. Cummins, A. Lau, R. Veenhoven) and that social indicators are still being developed for regional and national planning (A. Ames, T. Ames, D. Baker, G. Cotterell). There were also some unexpected areas of interest in social indicators (L. Semashko, F. Cunha). The plan for a handbook on social indicators and quality of life has been presented, inviting participants to join (A. Michalos).

The WG-sessions had been carefully prepared by Robert A. Cummins, whom we want to thank for his efforts. Unfortunately in our group, as in others, there were announced more than twice the number of participants than actually showed up. This style of virtual appearance is unacceptable. Future conference organizers should ensure that this does not happen again.

One issue discussed was whether the group should apply for the status of a Research Committee as compared to the current Working Group status. We have fulfilled the requirements for several years, and in contrast to previous years, it was agreed that we should apply to become an ISA-Research Committee.

There was an intensive discussion about the future of social indicators research following an introduction to this problem (W. Glatzer). It is apparent that the social indicators research approach can be adopted by many scholarly fields and this could possibly lead to a disappearance by diffusion. Our recommendation is to concentrate on the original approaches of social indicators research, concerned with monitoring social change and measuring the quality of life.

I have been President WG-6 in the past four years and it is now time to step back from this position. In retrospect, the most interesting event was the conference “Rich and Poor – Disparities, Perceptions, Concomitants” at the WZ-Berlin. In a few weeks, the book from this conference will be available at Kluwer. I did not run for President again, because I think there should be more change in such positions and because I have been elected President of the International Society for Quality of Life Studies. I want to thank the Boardmembers who served with me. I invite everybody to the world congress “Challenges for Quality of Life in Contemporary Societies” next year in Frankfurt am Main, Germany (see www.qualityoflife-2003.de).

~ Wolfgang Glatzer

THE 2003 ISQOLS CONFERENCE AND WEB PAGE

Call for Papers and Program Announcements

Fifth International Society of Quality of Life Studies Conference

20 July to 24 July 2003

Conference Theme:

Challenges for Quality of Life in the Contemporary World

Johann Wolfgang Goethe-University of Frankfurt/Main, Germany

Conference Chair: Prof. Wolfgang Glatzer

M. Joseph Sirgy, Executive Director of the International Society for Quality of Life Studies, has announced that the website location of the 2003 ISQOLS Conference World Wide Web Page is <http://www.qualityoflife-2003.de>. You also can get to the website by visiting ISQOLS homepage at <http://www.cob.vt.edu/market/isqols> and clicking on the 2003 Conference. The 2003 Conference Web Page contains information on details for submission of a paper for the conference, names and addresses of track chairs, and registration information. An electronic copy of the call for papers has been e-mailed to everyone on ISQOLS e-mail list. If you have not received your copy, please let Joe Sirgy know and he will send you one. If anyone would like to know more about the 2003 ISQOLS Conference, please communicate with Joe Sirgy (sirgy@vt.edu) or the contact person for the Frankfurt Organization Committee, Dr. Mathias Stoffregen (Stoffregen@soz.uni-frankfurt.de), or by post: Institut für Gesellschafts und Politikanalyse Fachbereich Gesellschaftswissenschaften, J. W. Goethe-Universität, Frankfurt am Main, Robert-Mayer-Strasse 5, D-60054, Frankfurt am Main, Germany. Contact information for the Conference: Tel. ++49 69 798-23 531, Fax. ++49 69 798-28 026, e-mail: 2003@isqol.com.

This is an invitation to present a paper at the world conference 2003 on quality of life. The presentation may take place in three types of sessions:

1. The main morning sessions, defined on the following page. There you will find e-mail accounts for the (intercontinental) chairpersons.

2. The thematic afternoon sessions, which are partly still in the process of construction. In the case of interest you may write

to the e-mail accounts of the chairpersons or to the conference organization.

3. The sessions of related organizations, which are organized by these organizations; but there is an open process of applying.

Each proposal is welcome as early as possible. The registration procedure will be offered in summer on the congress homepage www.qualityoflife-2003.de. Direct all e-mail-messages to 2003@isqol.com.

Conference Objectives

Challenges for the quality of life in the contemporary world are the focus of the Fifth International Conference in Frankfurt am Main. Each generation shapes its own quality of life to a greater or lesser degree. There are new prospects and new threats to the quality of life at the beginning of the new century. World wide research activities are related to this process.

The conference will offer an interdisciplinary forum for presentations and discussions concerning the quality of life. Each individual is thinking about her or his quality of everyday life and also beyond in respect to the quality of a nation's life and the quality of the world's life. Due to its complexity, however, the social sciences - in the broadest sense - are engaged in the definition, measurement, exploration, and explanation of quality of life. They are also taking into account social processes influencing quality of life, be it significant changes of private life or new tendencies of globalisation.

Language: Conference language is English.

Main Topics of the Nine Morning Sessions:

1. Competing Concepts of Quality of Life

Alex Michalos: michalos@unbc.ca
Elisabeth Wacker:
Elisabeth.Wacker@udo.edu

2. Measuring the Quality of Societies with Comprehensive Indices

Kenneth Land: kland@soc.duke.edu
Heinz-Herbert Noll: Noll@zuma-mannheim.de

3. The Dynamics of Subjective Well-being

Ed Diener: ediener@s.psych.uiuc.edu
Ruut Veenhoven:
veenhoven@fsw.eur.nl

4. The Quality of Local Community Life in Modern Societies

Don Rahtz:
Don.Rahtz@business.wm.edu
Joe Sirgy: Sirgy@vt.edu

5. The Significance of Family and Social Networks for the Quality of Life

Anne Dannerbeck:
DannerbeckA@missouri.edu
Ferran Casas:
Ferran.Casas@pas.udg.es

6. Life Events and the Quality of the Individual Life Course

Robert Cummins:
Cummins@deakin.edu.au
Michael Argyle:
Michael.argyle@psy.ox.ac.uk

7. Economic Wealth and Quality of Life

Richard Easterlin: easterl@usc.edu
Richard Hauser: r.hauser@em.uni-frankfurt.de

8. Issues of Quality of Life in Developing and Transition Countries

Valerie Moller: v.moller@ru.ac.za
Nikolai Genov:
Nbgen.most.risk@datacom.bg

9. Global Trends of Quality of Life and Future Challenges

Richard Estes: restes@ssw.upenn.edu
Joachim Vogel: Joachim.vogel@scb.se

Thematic afternoon sessions

■ Education and Quality of Life (Susanne von Below: below@soz.uni-frankfurt.de; Lance Roberts: lroberts@ms.manitoba.ca)

■ Work, Employment and Well-being (Andrew Clark: andrew.clark@ens.fr)

■ Political Issues in National Qual-

ity-of-Life Surveys (Michael R. Hagerty: mrhagerty@ucdavis.edu)

■ The Quality of Life in Old Age (Heidrun Mollenkopf: mollenkopf@dzfa.uni-heidelberg.de)

■ How Tourism Contributes to overall Life Satisfaction (Janet Neal: jdneal@uncg.edu)

■ Quality of Life in the European Social Survey (Willem Saris: wsaris@planet.nl)

■ Historical concepts about the quality of life (Matthias Stoffregen: 2003@isqol.com)

Options:

- QOL research in relation to women
- QOL research in relation to children and adolescents
- QOL research in relation to the poor
- QOL research in relation to minorities
- QOL research in relation to consumers
- QOL research in relation to leisure well-being
- QOL research concerning the environment
- QOL research concerning health
- QOL research in relation to specific-disease populations
- QOL research concerning nutrition
- Students' QOL
- Social stratification and QOL
- Time management and QOL
- QOL in different regional areas, especially Eastern Europe

Afternoon Sessions of Related Organizations

University Centre for Employment, Social Security and Quality of Life

(Roland Eisen: eisen@wiwi.uni-frankfurt.de / Ingwer Ebsen: ebsen@jur.uni-frankfurt.de)

Contributions of the Welfare State to the Quality of Life

Working Group Social Indicators/International Sociological Association

(Wolfgang Glatzer: glatzer@soz.uni-frankfurt.de)

Continuity and Change of Quality of Life

International Research Group: Comparative Charting of Social Change

(Simon Langlois: simon.langlois@soc.ulaval.ca)

Social Cohesion and Quality of Life: a Comparative Perspective.

Center for North American Studies

(Hans-Jurgen Puhle: puhle@soz.uni-frankfurt.de)

Cultural Patterns and Varieties of Quality of Life (preliminary)

Section Social Indicators/German Sociological Association

(Heinz-Herbert Noll: noll@zuma-mannheim.de)

Quality of Life in Germany: National Developments and International Comparisons

Section Social Inequality and Social Structural Analysis/German Sociological Association (Peter A. Berger: Peter.Berger@wisofak.uni-rostock.de / N.N.)

Quality of Life and the Question of Inequality

EU-Project (RTD): The Chances of the Second Generation in Families of Ethnic Entrepreneurs: Intergenerational and Gender Aspects of Quality of Life Processes.

(Ursula Apitzsch: apitzsch@soz.uni-frankfurt.de; Maria Kontos: kontos@soz.uni-frankfurt.de)

REPORT ON ISQOLS ACTIVITIES (MARCH 2002 – NOV 2002)

by Dong-Jin Lee, Vice-President for Publications

I. Member News

(1) June 5, 2002: Ed Diener

The June, 2002 issue of *Esquire* magazine has an interesting profile on psychologist Ed Diener and his work on subjective well-being. The article, called "Wheee! A special report from the happiness project," by John Richardson discusses Diener's contribution to our understanding of happiness and provides unique insight into one of psychology's more colorful personalities. Richardson does a fine job reporting on major happiness findings, such as those related to gender, income, and creativity. He also treats Diener with equal doses of humor and admiration, discussing Diener's many quirky pastimes including his "tomato cannon," his legendary "danger party," and his tendency to leave fake rolex watches in public restrooms to "see what people will do." A highly worthwhile read.

(2) July 31, 2002: Alex Michalos

Dear QOL Researchers:

For those of you who don't know, Dr. Alex C. Michalos is a member of the Canadian Royal Society and currently President of its Academy of Humanities and Social Sciences. There is a very cool piece on him at: http://www.rsc.ca/english/forum_acad2_michalos.html

Check it out. I had no idea we had such a big shot and royalty in our midst! Way to go, Alex.

Mike Frisch

(3) September 19, 2002: New Book by M. Joseph Sirgy

Publication of a New Book on the *Psychology of QOL* Social Indicators Research Series Volume 12) Published by Kluwer Academic Publishers (ISBN: 1-4020-0800-7; Copyright 2002)

This book summarizes much of the research in subjective well being and integrates this research into a parsimonious theory. The theory posits that much of the research on subjective well being can be construed in terms of personal strategies people use to "optimize" their happiness and life satisfaction. These strategies include bottom-up spillover, top-down spillover, horizontal spillover, balance, re-evaluation, goal selection, and goal implementation.

The author is a social/industrial psychologist who has written extensively on the subject of quality-of-life. He is the director of the Office of Quality-of-Life Measurement (OQOLM) and a Professor of Marketing at Virginia Polytechnic Institute and State University in the USA. He is also the Executive Director of International Society for Quality-of-Life Studies (ISQOLS).

II. Major Events: Conferences

(1) Report on ISQOLS Conference on Community Quality of Life: November 13-16, 2002

Conference Theme: Planning, Developing, and Using Community Quality-of-Life Indicators

Conference website: <http://business.wm.edu/isqols/community/>

Radisson Fort Magruder Inn, Williamsburg, Virginia, USA, November 13-16, 2002

Sponsored by the International Society for Quality-of-Life Studies (ISQOLS)

Co-sponsored by Journal of Regional Analysis and Policy Office of Quality-of-Life Measurement (OQOLM) Management Institute of Quality-of-Life Studies (MIQOLS)

Vital Signs of the New Century Region

Annie E. Casey Foundation

Kluwer Academic Publishers

Conference Co-chairs:

Joe Sirgy, Virginia Tech (USA), sirgy@vt.edu,

Don Rahtz, College of William and Mary (USA), don.rahtz@business.wm.edu

Dong Jin Lee, State U New York-Binghamton (USA), djlee@binghamton.edu

Conference Objectives

The International Society for Quality-of-Life Studies (ISQOLS) sponsored this specialty conference focusing on the measurement of community quality of life (QOL) including the planning, development, and use of community QOL indicators. Joe Sirgy (Professor of Marketing at Virginia Polytechnic Institute and State University, USA), Don Rahtz (Professor of Marketing at the College of William and Mary, USA), and Dong-Jin Lee (Assistant Professor of Marketing at the State University of New York at Binghamton, USA) are chaired the conference. The conference had three major objectives:

1. To stimulate academic research in the planning, development, and use of community QOL indicators,
2. To help community planners with practical information about how to plan, develop, and use community QOL indicators, and
3. To help academic researchers ground their research in real-world indicator experiences by being exposed to these experiences through practitioners.

Community QOL indicators may be broad (a comprehensive system of indicators to capture the quality of life of a particular town, city, county, or region) or narrow. Narrow community QOL indicators may focus on a system of indicators dealing with public health and healthcare; the environment; employment, standard and cost of living, and economic development; leisure, recreation, children and adolescents' well-being; elderly well being; housing and shelter; safety and crime; among others. Therefore, practitioners involved in the planning, aggregation, and use of com-

munity-level data dealing with those specialty areas are also invited to participate in this conference.

Hence, the conference was a blend of academics and practitioners. The academic component focused on further developing the science of community QOL indicators, whereas the practitioner component focused on educating community planners/activists with the most up-to-date concepts, models, and methods of community QOL indicators, as well as having the practitioners guide the academicians to engage in meaningful research that is relevant to the work of practitioners.

Examples of panel sessions and workshops include:

How to plan community QOL indicators

How to develop community QOL indicators

How to validate community QOL indicators

How to use community QOL indicators

How to develop community-related health and well-being indicators

How to develop community-related leisure well-being and recreation indicators

How to develop community-related crime and safety indicators

How to develop community-related environmental well-being indicators

How to develop community-related economic well-being indicators

How to develop community-related housing/neighborhood well-being indicators

How to develop community-related spiritual well-being indicators

How to develop community-related educational well-being indicators

How to develop community indicators of elderly well-being

How to develop community indicators of children well-being

How to develop community indicators of well-being of the poor

How to develop community indicators of adolescents' well-being

(2) The 8th International Conference on Marketing and Development: Ho Chi Minh City, Vietnam January 3-7, 2003

Conference Theme: New Visions of Marketing and Development: Globalization, Transformation and Quality of Life

Chairs of the Quality of Life Track of the conference

Joe Sirgy, Marketing Department, Virginia Polytechnic Institute and State University, Blacksburg, Virginia 24061, USA

Tel: 540 231 5110

Fax: 540-231-3076

E-mail: sirgy@vt.edu

Bob Cummins

Deakin University, School of Psychology, 221 Burwood Highway, Melbourne 3125, AUSTRALIA

Tel: 61 3 9244 6845

Fax: 61 3 9244 6858

E-mail: robert.Cummins@deakin.edu.au

(3) The Fifth ISQOLS conference: Frankfurt, Germany, July 20-24, 2003

Conference Theme: Challenges for Quality of Life in the Contemporary World

See the detailed announcement for this conference in a separate section below.

(4) Ph.D. Workshop at the Fifth ISQOLS conference: Frankfurt, Germany, July 20-24, 2003

Peggy Schyns (schyns@fsw.eur.nl) will chair a Ph.D. workshop at the fifth ISQOLS-Congress at Frankfurt/Main, July 20-24, 2003. Ph.D. students who are in a relatively far phase of their project can submit a part or a summary of their thesis to be distributed among the participants. In a small group they can present their works and discuss them with people who are in a similar situation, and with senior researchers. Participants should contact Peggy Schyns directly. She organized such a workshop with great success at the ISQOLS-congress in Girona/Spain in 2000. The participants benefited a lot from the chance to present their work and gained additional motivation to continue their research.

(5) ATLAS 10th International Conference: Leeuwarden, the Netherlands, 19-21 June, 2003

Conference Theme: Quality of life: Competing value perspectives in leisure & tourism

The 10th International ATLAS Conference 2003 will be hosted by the CHN University of Professional Education in the Netherlands. The basic issue addressed by this conference is: Who determines quality? In recent years quality has been defined almost exclusively in terms of

the demands and wishes of the consumer. Both industry and research use the individual consumer as 'the measure of all things' which has led to relativism in the concept of quality.

This conference aims to challenge the dominant position of consumerism in leisure and tourism and explore the concept of quality in a holistic manner. Quality can be seen from a variety of perspectives. Suppliers are most concerned with the leisure and tourism products and services that they offer, focusing on the 'quality of opportunities' provided for consumers.

Visitors and tourists on the other hand understandably value their activities most in terms of the 'quality of experience' gained from such products and services. Then again, consumers are not just individuals but also members of communities. What are the values that determine the 'quality of community life' from the position of host communities?

These three basic value perspectives on the quality of community life, the quality of opportunities and the quality of experience seem to be currently competing with each other. It is our intention to bring these perspectives and their underlying tensions into sharp focus. In the exchange of views that will follow we hope to reach a greater mutual understanding which may potentially form the basis for an integrated model in which all three perspectives are represented.

Target groups

The target groups of the conference consist of educators and researchers, private, public and semi-public/non-governmental organisations representing leisure & tourism suppliers and providers, consumers, and host communities.

During the conference special attention will be paid to the possibility of networking by offering special interest meeting points, where people interested in a common theme, issue, project, discipline etc. can gather to discuss and debate.

Call for papers

Delegates are invited to submit papers relating to the overall theme of the conference as well as related theme's. All papers will be subject to blind review by at least two members of the Scientific Committee. Papers will be presented in plenary and parallel sessions and poster presentations will be displayed in the exhibition area. A selection of papers will be published in the

ATLAS publication series.

Abstracts (200-500 words) should indicate the theme of the paper, the theoretical and/or practical implications of the paper and the main findings. Abstracts should be submitted by email by February 1st, 2003 to ATLAS (admin@atlas-euro.org). Full papers to be considered for the conference publication should be submitted 2 months after the conference.

(6) An International Conference on "Managing Sustainable Development in Emerging Markets": Cairo, Egypt, January 8&9, 2003

The *Sustainable Development Forum* will be organizing its third international conference (SDF-3), in cooperation with the Academy of Marketing Science (AMS) and the International Society for Quality of Life Studies (ISQOLS) bringing together leading researchers, policy makers, business leaders, and experts in sustainable development from diverse fields.

Conference objective

The objective of SDF-3 International Conference is to bring together researchers, policy makers, business leaders, and experts on sustainable development to explore issues related to the effective use of quality-of-life assessment, management strategies, and technology applications to meet the challenges associated with globally changing markets and sustainable development.

Target Audience

SDF-3 is expected to be a collaborative effort of leading organizations that aim to attract researchers, policy makers, business leaders, and experts on sustainable development from universities, research centers, think tanks, professional associations, chambers of commerce, government agencies, foundations and other non-profit organizations, and international development organizations.

Conference Benefits

■ Offer an exchange of new ideas and tools for leaders in both private and public sectors to develop policies that have a sustainable advantage.

■ Interact with business leaders, development experts, top-ranked government officials and noted scholars from diverse fields. Thus, researchers and experts in sustainable development participating in this conference will find a very receptive audience.

■ Become a conduit of new ideas and tools impacting policy makers.

■ Papers will be published, not only in conference proceedings, but also in a book released by Kluwer Academic Publishers (a noted publisher in sustainable development issues).

■ Business leaders and public policy officials should benefit a great deal from the presentations by learning from the experts and sharing with them their own experiences to help shape best practices in sustainable development.

■ Participating organizations should also benefit from this conference by enhancing their organizations' image in this increasingly important world region and getting involved in think tank deliberations that will advance knowledge for a better understanding of "Managing Sustainable Development in Emerging Markets."

Conference Venue

Cairo, Egypt is considered a major international center of world-class conferences that addresses development issues. In the heart of the Middle East, North Africa and the Mediterranean Basin,

Cairo provides an outstanding site for this important international conference.

Conference Co-Chairs

Dr. Salah S. Hassan, The George Washington University, USA

Phone: 1-202-994-8702

Fax: 1-202-994-8999

Email: hassan@gwu.edu

Dr. M. Joseph Sirgy, Virginia Polytechnic Institute and State University, USA

Phone: 1-540-231-5110

Fax: 1-540-231-3076

E-mail: sirgy@vt.edu

Dr. Ibrahim Hegazy, The American University in Cairo, Egypt Phone: +202 797-6751

Fax: +202 792-3847

E-mail: hegazy@aucegypt.edu

NOW RELEASED: THE SECOND EDITION OF THE *CAMBRIDGE* *DICTIONARY OF STATISTICS*

B. S. Everett has revised and updated the authoritative *Cambridge Dictionary of Statistics*. Over 3,000 statistical terms are defined, many with formula for computation. Included are biographies of more than 100 distinguished contributors to the field.

Brian S. Everett, 2002. *The Cambridge Dictionary of Statistics*, Cambridge, UK: Cambridge University Press. Address: 40 West 20th St., New York, NY, USA; and The Edinburgh Building, Cambridge, CB2 2RU, UK. Hardback, \$50.

William G. Cochran (1909-1980), the sampling man, grew up in a suburb of Glasgow, Scotland, and learned mathematics at the University there. He studied statistics, however, at Cambridge. He worked with Frank Yates on aspects of experimental design and sampling, before moving to Iowa State U. While there he worked with Gertrude Cox and produced the classic *Experimental Designs*. He was at North Carolina before going to Harvard where he retired in 1976. (As a personal note, I still have a mimeographed copy of a pre-publication text of his book on sampling.)

Biographies of many other notable statisticians are included: R. A. Fisher, George W. Snedecor, Frank Wilcoxon, Richard Martin Edler Von Mises, Jacques Bernoulli, and many others whose cogitations, proofs and formulae you undoubtedly spent hours reviewing, marveling at, and applying. All, however, have one trait in common: they're dead.

VARC, SAS, NORMIX, MULTSCAALE, MINITAB, LISREL and many other software packages are listed, including the address where they may be contacted. SPSS and NCSS, however, were overlooked.

Illustrations abound, such as examples of inverse normal distributions, sunspot activity, example of an exponentially weighted moving average control chart, a simple decision tree, an example of a CERES plot, and many others.

The volume should be a useful addition to the book shelf of a working statistician or reseacher, whether pursuing social indicators, quality of life, marketing, or economic time series.

The Preface recommends three other sources, issued by Wiley: *The Encyclopedia of Statistical Sciences*, *The Encyclopedia of Biostatistics* and *Living Personalities in Statistical Sciences*.

The first volume was reviewed in SINET, 56, Nov. 1998.

The accompanying excerpts should give you the flavor of the text.

~ Abbott L. Ferriss

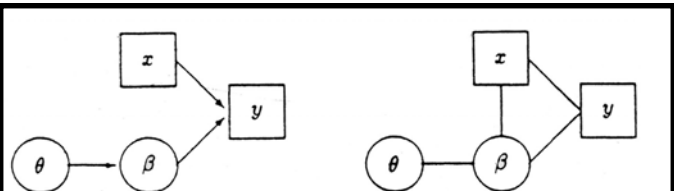


Fig. 42 An exaple of a conditional independence graph.

Conditional Independence graph: a undirected graph constructed so that if two variables, U and V , are connected only via a third variable W , then U and V are conditionally independent given W . An example is given in fig. 42. [Markov Chain Monte Carlo in Practice, 1996, W.R. Gilks, S. Richardson and D.J. Spiegelhalter, Chapman and Hall/CR Press, London.]

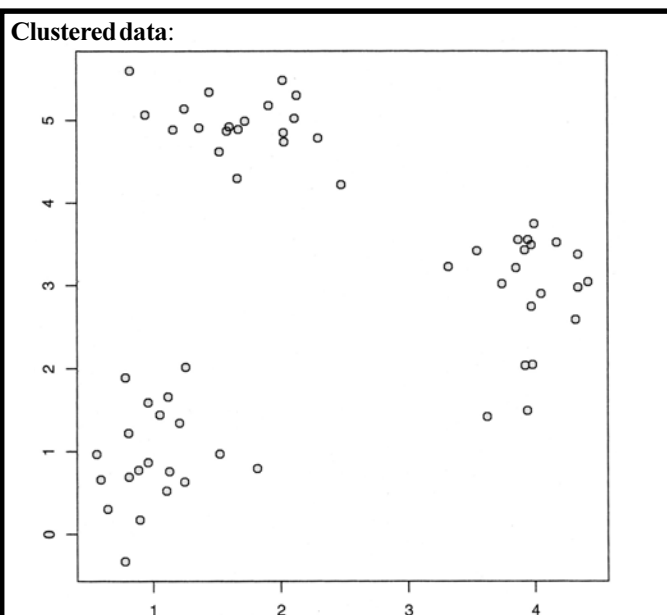


Fig. 37 Cluster analysis by eye can be applied to this scatter-plot to detect the three distinct clusters

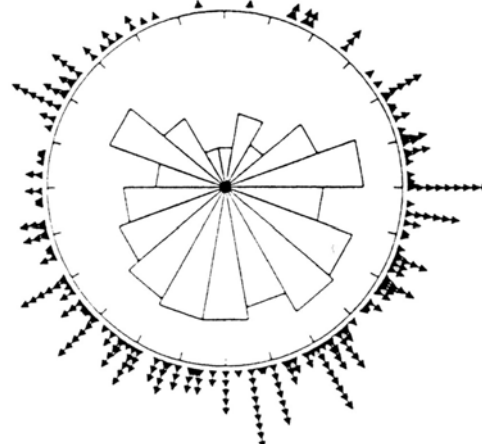


Fig. 114 Rose diagram for arrival times at an intensive care unit. (Reproduced from *Statistical Analysis of Circular Data* by permission of the publishers, Wiley.)

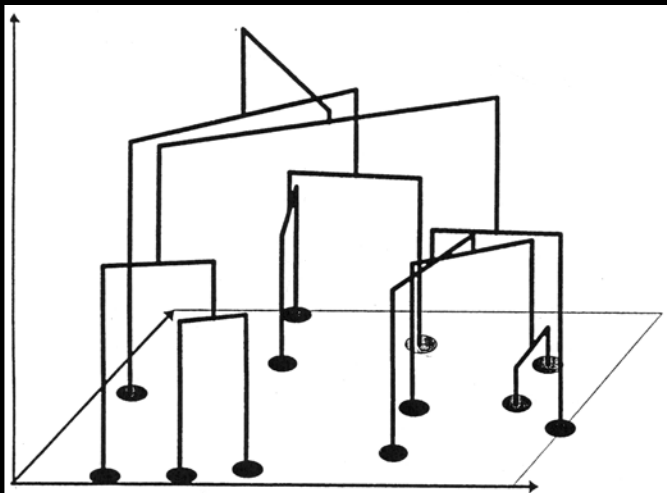


Fig. 104 Combining the output of a hierarchical analysis and a two-dimensional plot. (Taken from *Data Science, Classification and Related Methods*, 1998, with permission of the publisher, Springer.)

**NEW SINET
WORLD WIDE WEB HOMEPAGE**

SINET has a new homepage entry on the World Wide Web. It is located on the homepage of the Department of Sociology at Duke University and thus can be accessed by clicking on Department Publications on the address of that page, namely, <http://www.soc.duke.edu> or by typing in the full address <http://www.soc.duke.edu/resources/sinet/index.html>.

Managing Editor's note: You will be redirected to the new webpage if you try to log in using the old URL.

THE INTERNATIONAL SOCIETY FOR QUALITY-OF-LIFE STUDIES

The International Society for Quality-of-Life Studies (ISQOLS) was formed in the mid-1990s. The objectives of ISQOLS are: 1) to stimulate interdisciplinary research in quality-of-life (QOL) studies within the managerial (policy), behavioral, social, medical, and environmental sciences; 2) to provide an organization which all academic, business, nonprofit, and government researchers who are interested in QOL studies can coordinate their efforts to advance the knowledge base and to create positive social change; and 3) to encourage closer cooperation among scholars engaged in QOL research to develop better theory, methods, measures, and intervention programs. The year 2002 membership fees are US\$35 for regular members and \$25 for students or retired persons. Prof. M. JOSEPH SIRGY (Virginia Tech and State University) is Executive Director of ISQOLS. Anyone interested in knowing more about ISQOLS should contact Prof. Sirgy at the central office: International Society for Quality-of-Life Studies, Dept. of Marketing, Pamplin College of Business, Virginia Tech, Blacksburg, VA 24061-0236; tel.: 540-231-5110; fax: 540-231-3076; e-mail: sirgy@vt.edu. The Society's homepage on the Internet also can be accessed at <http://www.cob.vt.edu/market/isqols/>.

SINET

Social Indicators Network News

Subscription Information

As a service to the world-wide social indicators community, SINET is issued quarterly (February, May, August, November). Subscribers and network participants are invited to report news of their social indicator activity, research, policy development, etc., to the Editor for publication. Deadlines are the 20th of the month prior to each issue.

Address:

SINET, Kenneth C. Land, Editor,
Department of Sociology, Box 90088,
Duke University, Durham, NC 27708-0088, USA
E-mail: kland@soc.duke.edu
Telephone: 919-660-5615
Fax: 919-660-5623

Subscriptions are on a calendar year basis; annual rates:

Libraries/Institutions US\$26.00

Individual:

US & Canada US\$18.00

All Others US\$20.00

Sorry; credit cards are not accepted. Check must be in US dollars. Payment may be made through a wired money order; check with your financial institution for further information. Advance payments are always welcomed. Call or write for a multiple-year invoice.

Archived issues are available for purchase. Please call or write for prices and details.

SINET

Social Indicators Network News

Kenneth C. Land, Editor
Department of Sociology
Box 90088, Duke University
Durham, NC 27708-0088 USA
151-1057-6936-22940